



May 7, 2024 Bond Proposal Post-Election Survey Results Summary

BACKGROUND & METHODOLOGY

On May 7, 2024, SJPS proposed a bond to address increasing facility issues across the district. The proposal failed by 109 votes.

The following survey was mailed to all who voted and everyone on the district’s mailing lists. It was also emailed to all parents and staff, posted on social media, and available in print form in the office. We extended the survey timeline by one week to ensure we received as many responses as possible.

Next Steps...

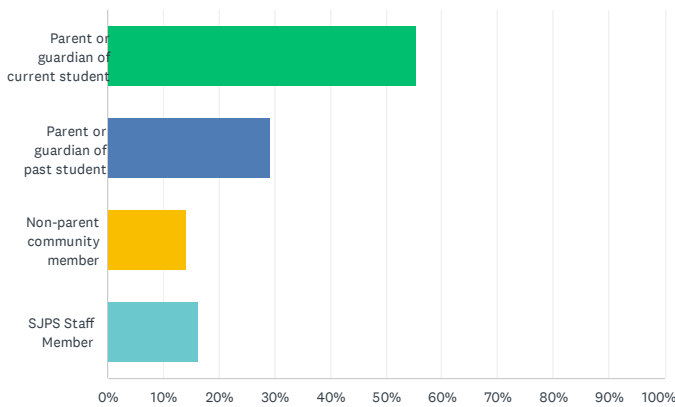
As a result of this survey, a representative Steering Committee was formed to explore the future of our facilities improvements.



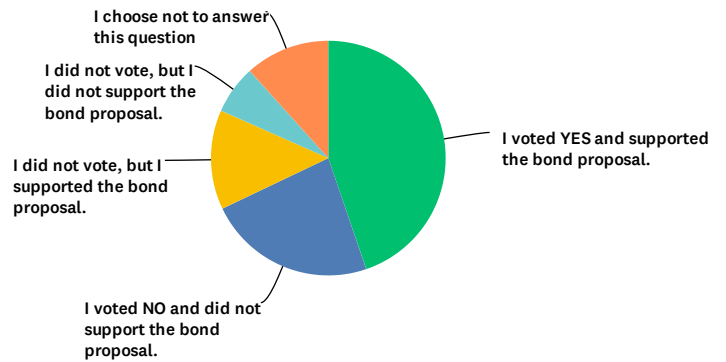
RESPONDENTS

The survey collected **985 total responses** from a variety of stakeholders:

Q: I am taking this survey as a...

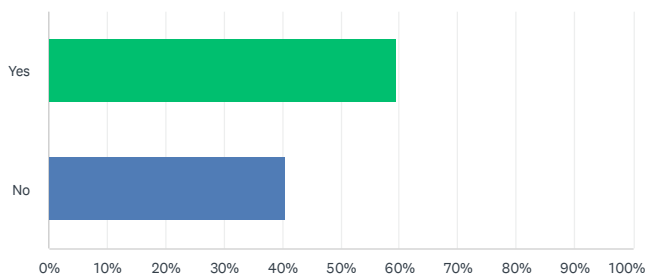


Q: How did you vote on the bond proposal on May 7, 2024?

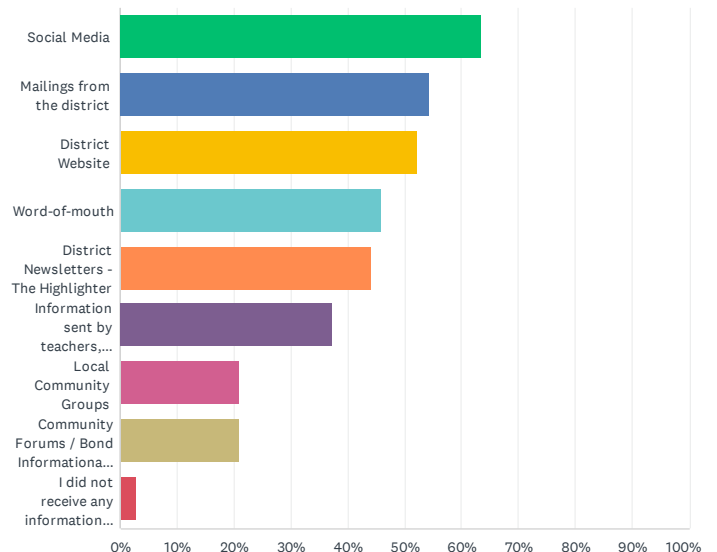


COMMUNICATIONS ABOUT PROPOSAL

Q: Do you feel that the district provided enough information regarding the proposal?



Q: Where did you receive information regarding this proposal?



Key Findings:

The district provided detailed information through newsletters, emails, mailings, social media, webpages, and community forums. Many felt like this was sufficient, and others felt that word-of-mouth news about the bond made it difficult to know the information and wanted more district outreach.



REASONS FOR VOTING YES OR NO

The following are a synthesis of the hundreds of open-ended responses:

Top Reasons for SUPPORT of the proposal:

- **Support for SJPS and education**
Respondents saw the proposal as a way to provide necessary support for the schools and ensure a good education for students.
- **Seeing a need for proposed projects**
Respondents highlighted the aging infrastructure and the necessity to update and renovate buildings to provide a better learning environment.
- **Excitement around benefits for community**
Respondents stated that good schools are essential for a thriving community and that the bond would help attract new families, improving quality of life.
- **Prioritization of safety and security**
Respondents valued the proposed measures to enhance the security of school facilities, making it a high priority for them.
- **Support for early childhood education**
Respondents emphasized the importance of investing in early education and the benefits it would bring to the community.
- **No tax rate increase**
They felt it was a reasonable and necessary investment without additional financial burden.

Top Reasons for OPPOSITION of the proposal:

- **Concerns about the total amount of money and the extension of debt**
Many felt that the proposed \$92,000,000 was too high, and they were worried about accumulating large debt and the interest associated with it.
- **Skepticism of communication and finances**
Respondents felt that the details provided about the bond were not sufficient and questioned the specifics of school finance.
- **Tax concerns and economic hardship**
Respondents felt that taxes are already high and that continuing to pay taxes for school facilities was unfair.
- **Opposition to specific projects**
Respondents did not feel they understood the need of many projects or how they would positively impact education.
- **General opposition to school and public funding**
Some respondents expressed distrust of government and public institutions and said that they would oppose funding initiatives as a result.
- **Misinformation and confusion**
Many expressed frustration that they heard conflicting or upsetting narratives throughout the election cycle.



FEEDBACK ON PROPOSED PROJECTS

The following are a synthesis of the hundreds of open-ended responses:

	SUPPORT	OPPOSITION
SAFETY & SECURITY	<ul style="list-style-type: none"> • <i>Top priority for many</i> • <i>Key issue for many YES voters</i> 	<ul style="list-style-type: none"> • <i>Perceived to be only a title used for gaining support</i> • <i>Misunderstanding specific projects</i> • <i>Skepticism of need</i>
NEW EARLY CHILDHOOD CENTER	<ul style="list-style-type: none"> • <i>Key issue for many YES voters</i> • <i>Emphasis of long-term benefits of early education</i> • <i>Current need for young families</i> • <i>Benefits of attracting new families and building community</i> 	<ul style="list-style-type: none"> • <i>Skepticism at need for a new building</i> • <i>Key issue for many NO voters</i> • <i>Perceived only as "Daycare"</i> • <i>Not perceived as responsibility of the district/taxpayers</i> • <i>Unaware of current district pain points with staffing</i>
BUILDING & LEARNING EFFICIENCIES	<ul style="list-style-type: none"> • <i>Need for investment in elementary schools</i> • <i>Evidence of aging facilities and general support for continued improvements</i> • <i>Highlighting investment in educational environment/community attraction</i> 	<ul style="list-style-type: none"> • <i>Skepticism of categorization: title seemed disingenuous</i> • <i>Lack of knowledge about specifics</i> • <i>Wondering why more space is necessary</i> • <i>Belief that other funding options would supply these same improvements</i>
ATHLETICS & FINE ARTS	<ul style="list-style-type: none"> • <i>Respondents noted specific pain points with current facilities</i> • <i>Emphasis of benefits of fine arts</i> • <i>Emphasis of opportunities supplied through athletics</i> 	<ul style="list-style-type: none"> • <i>Recent upgrades, no perceived needs</i> • <i>Not perceived as "educational"</i> • <i>Artificial turf: negative feedback on health concerns and level of priority</i> • <i>Needing more information/to understand need</i>